

BUILDING A PLANT LIGHT HOUSE

(Lighting System for Fast Plants)

The Plant Light House is a space saving, low-cost alternative for growing Fast Plants®. The light house is conveniently made of either heavy duty cardboard box or plastic crates. Given Fast Plants need for high light, the correlation between the minimum wattage of the fluorescent bulb and the size of the box or crate is very important to take into consideration.



Size of Box or Crate	Minimum number of watts needed for plants
17" wide × 11" deep × 14" tall – plastic file crate or milk crate	23W spiral fluorescent 'energy saver' bulb
18" × 18" × 24" tall – heavy duty cardboard box (moving box)	43 Watt spiral fluorescent 'energy saver' bulb

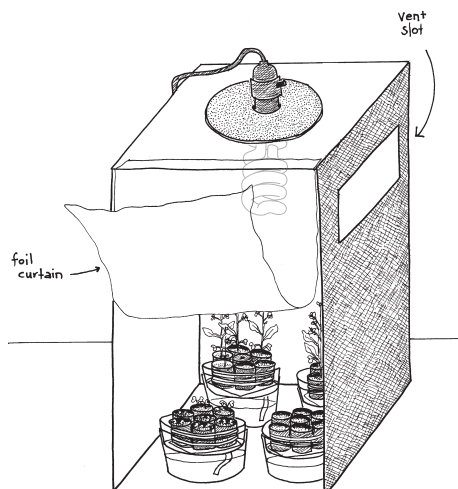
MATERIALS

- One empty plastic crate (or two smaller ones to meet the height requirements for Fast Plants), or cardboard box with appropriate size wattage bulb
- Aluminum foil (approximately 15-20 feet)
- Electrical cord with socket
- Plastic plate or lid (5-10 inches in diameter)
- Glue stick or double-stick tape
- Scotch tape
- Small knife or utility blade
- Scissors



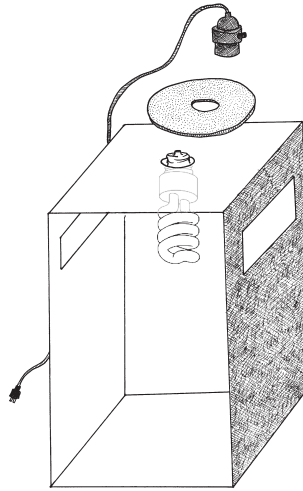
CONSTRUCTION

1. Measure and cut aluminum foil pieces to cover the inside walls of your box or crate.
2. Apply a thin layer of glue to cardboard box or double-stick tape and attach aluminum foil to cover the entire inner surface.

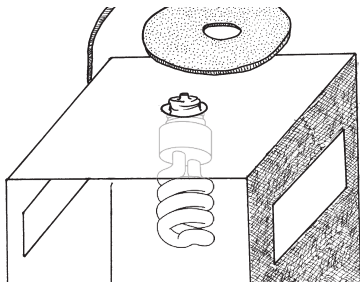


- Cut a 1 inch hole in the center of the top of the box. Or if using a crate, cut hole in the aluminum foil that lines the inside of the crates.

Use a plastic plate or lid with the edges trimmed off and a center hole to reinforce the outside of the hole in the box or to support the bulb on the outside of the crate.

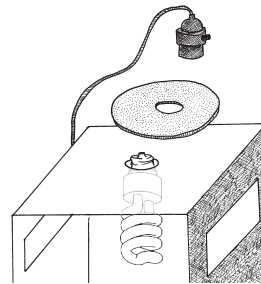


- Cut 3 vent slots (4 x 14 cm) in the top of sides and back of the box or the aluminum foil on the crates.



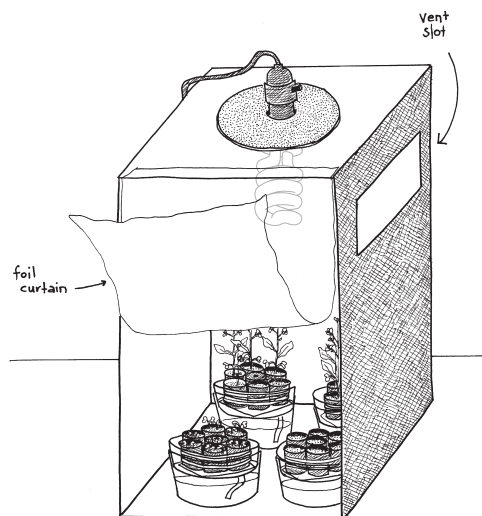
- Insert the light fixture through the hole inside the box.

Place the plastic plate or lid over the light fixture from the top and attach the plug and socket.



- Tape an aluminum foil curtain to the top front edge of box or crates. This increases the amount of light on the inside of the box (for plants) and also reduces the amount of bright light flowing out into the room.

Note: your curtain will have a long life if you strengthen the edges and center of the curtain with Scotch tape.



Your Light House is ready!